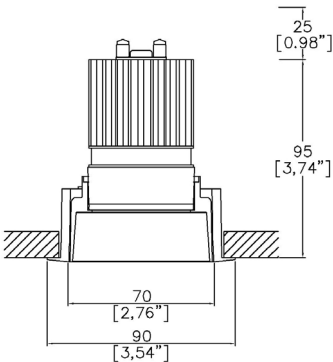


Soft70 Gen2 Fixed Trim

TM65.2	11kgCO2e
TM66	2.5 CEAM



Ø90mm (3.54") overall trim. Ø70mm (2.76") overall trimless. Available with standard trim kit or 3 flush trim options, depending on ceiling type and finish. Family of matching products also available.



SF70210-TR1<sup>(1)</sup>  
Cut-out Ø82mm (Ø3,22").  
Required depth height + 25mm^

LED Source	LED51/3-SS
CCT	3000K
Drive Current	1000mA
Power inc Driver	13.5W
Beam Angle	SS (8°)
Delivered Lumens	632
Delivered Intensisty cd	19040
Efficacy lm/w	46
Forward Volt	11.5V
CRI	≥90 CRI

Apply these factors to 3000K for lumen output of other CCTs: 2700K x 0.92 / 4000K x 1.053.

Project Ref: \_\_\_\_\_ Location Ref: \_\_\_\_\_

Fixture Order Code: 

SF70200

 – 

TR1

 –  –  –  –

Fixture  
SF70200  
Soft70 Gen2 Fixed for LED

Installation  
TR1  
Trim for Existing Ceilings (ceiling thickness 25mm max)

Body Finish  
WH03  
BK01  
RAL\*  
ABR1  
ABZ1  
PCH1  
PNK1  
PBR1

White RAL 9016  
Black RAL 9005  
Custom RAL Colour\*  
Antique Brass  
Antique Bronze  
Polished Chrome  
Polished Nickel  
Polished Brass

Trim Finish  
WH03  
BK01  
RAL\*  
ABR1  
ABZ1  
PCH1  
PNK1  
PBR1

White RAL 9016  
Black RAL 9005  
Custom RAL Colour\*  
Antique Brass  
Antique Bronze  
Polished Chrome  
Polished Nickel  
Polished Brass

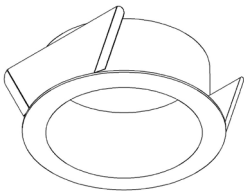
IP Rating  
20  
54  
65

IP20  
IP54  
IP65

Fire Rating  
0  
FR (3)

No Fire Rating  
Fire Rated

- (1) For any ceiling thickness or construction type not shown please contact Lucent
- (2) Adjustment may be limited in thicker ceiling constructions. Refer to installation instructions for details.
- (3) Tested and approved to EN 1363-1:2020 and EN 1365-2:2014 for 60 minutes Fire Rating.



Trim Kit for Existing Ceilings

Module Order Code: 

LED51/3-SS

 –

LED  
LED51/3-SS  
LED50 ONE GEN3 SuperSpot

CCT  
27  
30  
40 (4)

90 CRI 2700K  
90 CRI 3000K  
90 CRI 4000K

(4) contact Lucent for availability

Driver Options:

Protocol  
S  
A  
P  
D  
B


Non-Dim  
Analogue (0-10v)  
Phase  
DALI  
Bluetooth\*\*

Emergency Options:

Emergency  
E  
ED  
ES

Maintained 3hr Emergency  
Maintained 3hr DALI Self Test  
Maintained 3hr Self Test

Installation Kits



Trim Kit for Existing Ceilings


Finish selection




Antique Brass



Antique Bronze



Polished Brass



Polished Nickel




Polished Chrome

Accessories




Honeycomb Louvre



Diffusing Lens



Frosted Lens



Heavy Spread Lens



Linear Spread Lens

Accessories Order Code:

Louvre/Lens  
LL45 Honeycomb Louvre  
LLDF Diffusing Lens  
LLFR Frosted Lens  
LLLS Linear Spread Lens  
LLHS Heavy Spread Lens

## Technical Details

\*Custom RAL code must be specified. Custom RAL colours can increase prices and lead times

Dimming. Whilst Lucent can offer the majority of its luminaires with various dimming options, it remains the responsibility of the specifier/installer to check and ensure compatibility of any control equipment used. Additional cabling may be required depending on the dimming protocol specified.

\*\*Bluetooth (wireless) is the communication method. The exact dimming protocol must be confirmed to allow the selection of suitable drivers or bluetooth devices.

^ Depth indicated is the minimum recess depth for the luminaire with a remote mounted LED driver. Installing a driver through either the luminaire cut-out or installation kit may require additional recess depth, please refer to the relevant luminaire installation instructions for further details. Data correct at time of publishing

First Fix Requirement. Luminaire comprised of fixture body with ceiling trim and installation kit, which is to be fitted into the ceiling once finished. Ensure correct alignment of the installation kit before final assembly (see luminaire installation instructions for details)

IP Rating. Tested from underside of the ceiling

Note that the picture of the finishes provided is for illustrative purposes only. The finishes may vary in colour, texture and appearance. Contact Lucent lighting Ltd for more information.

It is the policy of Lucent Lighting to continually review and improve its products and therefore reserve the right to change any details of product or withdraw specifications without prior notice.

Luminaires designed to comply with EN60598 and all other standards.

This specification sheet supersedes all previous versions.

All intellectual property rights pertaining to the product described above and to this document are owned by or licensed to Lucent Lighting Ltd.

We reserve the right to take whatever action is necessary to protect those intellectual property rights.